

# EYFS NEWSLETTER



@OPAK\_Nursery

@OPAK\_RRP

February 2021

The newsletter is specifically for parents and carers of children in our EYFS setting. We aim to provide you with updates about the learning that has been taking place, what we are looking forward to next and how you can support your child at home.


## Nursery

### Last half term

Our last topic was 'Let's pretend'. We enjoyed learning about dragons, knights, princesses, fairies, pirates and magic! I hope you agree that the children had a great time using their imagination and storytelling skills. The children both at home and in school produced some fantastic pieces of work.



Our project in school was to create a 3D model. I was blown away with the box-model castles that Nursery produced. The children used a variety of techniques to produce a working portcullis, a drawbridge and fantastic turrets. Well done!




The Diploma focus was 'Wildlife Wonder'. We explored wildlife in the garden and made 'Cheerio' bird feeders to hang up around school and at home. Some of our home learners took part in the 'RSPB Big Garden Bird Watch' too.



## Reception

### Last half term

Our topic last half term was called 'Amazing Planet'. This topic allowed us to explore different habitats and make comparisons between the environments. We spent time finding out about which animals like to live in the different habitats and why.



Our project was to create 3D models. This was really successful as children in school and at home spent lots of time creating their very own habitats using a variety of materials. They all looked amazing!


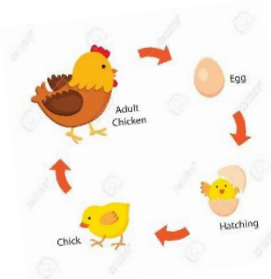


The Diploma was 'Wildlife Wonder'. We thought about ways to make our gardens inviting for birds and insects to visit. The children were given the challenge to create their own bird feeders and go bird watching to see all the different types of birds that we are lucky enough to have in this country.



### Coming up this half term

This half term our topic is 'Down on the Farm'. We will be learning about farm animals and their habitats, along with basic life cycles and how to make bread. We will be using fiction books, non-fiction books and the internet to further extend and support our learning.

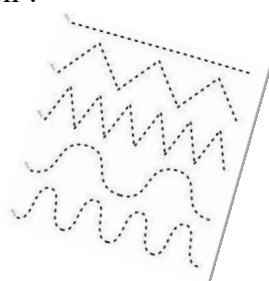
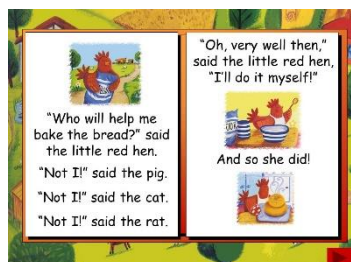


Our Diploma for this half term is 'Confident Me'. To complete this, our nursery children will be learning and performing our 'Talk for Writing' story, 'The Little Red Hen', to the Reception children. This will enable the children to develop their confidence and showcase their abilities.



### How you can help

Please continue to read with your child, talk about the pictures in the book, explain any new vocabulary, and encourage the children to join in with repeated phrases. Encourage your child to write messages, practice writing their name or just simple pencil control exercises like following a wavy line. Encourage your child to showcase their abilities and perform our Talk for Writing story: 'The Little Red Hen'.



### Coming up this half term

This half term our topic is 'All Things Bright and Beautiful'. We will be learning about different life cycles and finding out lots of information about minibeasts and plants. We will be using fiction and non-fiction books to support us with our learning about different insects and life cycles.



Our Diploma for this half term is 'Confident Me'. To complete this, the children will be building their confidence and self-esteem by showcasing a talent or a challenge that they are proud of. This may be a song, rhyme or joke that they can learn and then perform virtually to the Nursery children.



### How you can help

Please continue to read with and to your children; this is invaluable to ensure they know a wide range of stories and have a love for reading. To further develop their reading skills, have discussions with your children about stories that they enjoy. This could include talking about the characters and setting. Encourage your children to retell well-known stories using their own and learnt vocabulary.

It would also really support children if they can recognise the number of objects in a small group up to 5 without counting (this is known as subitising). This could be done whilst at home or outdoors. Children could try this with food on their plate, flowers in their garden or objects while on a walk.

